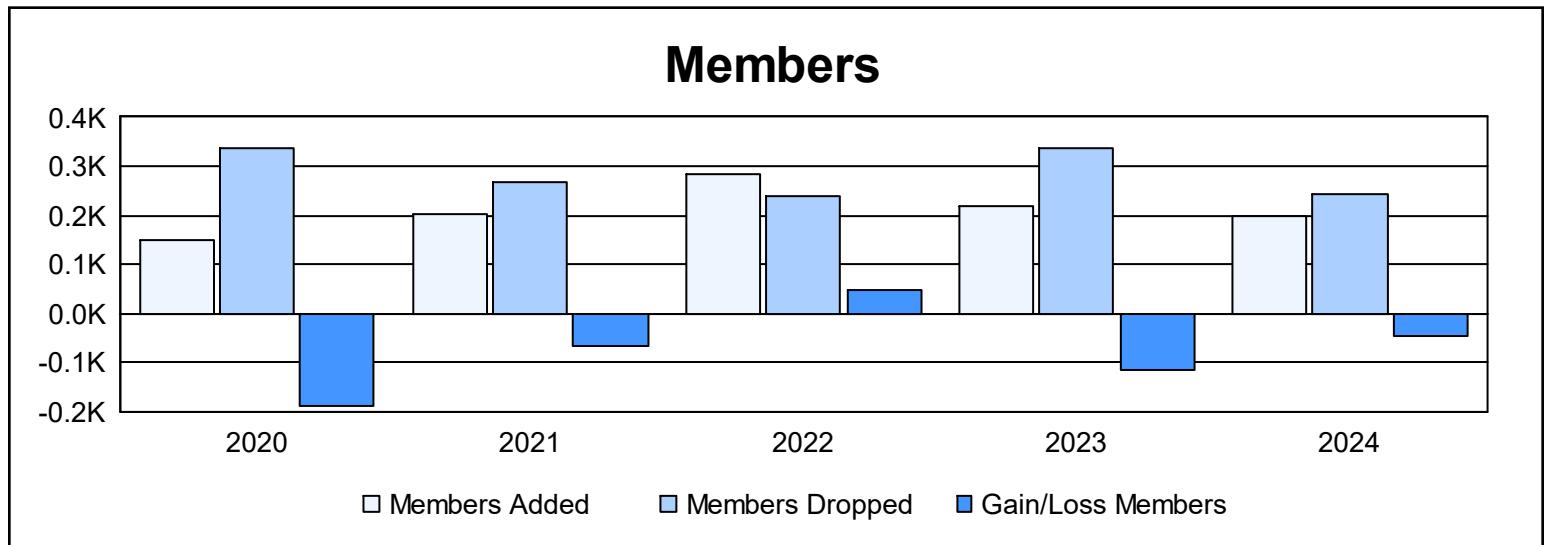
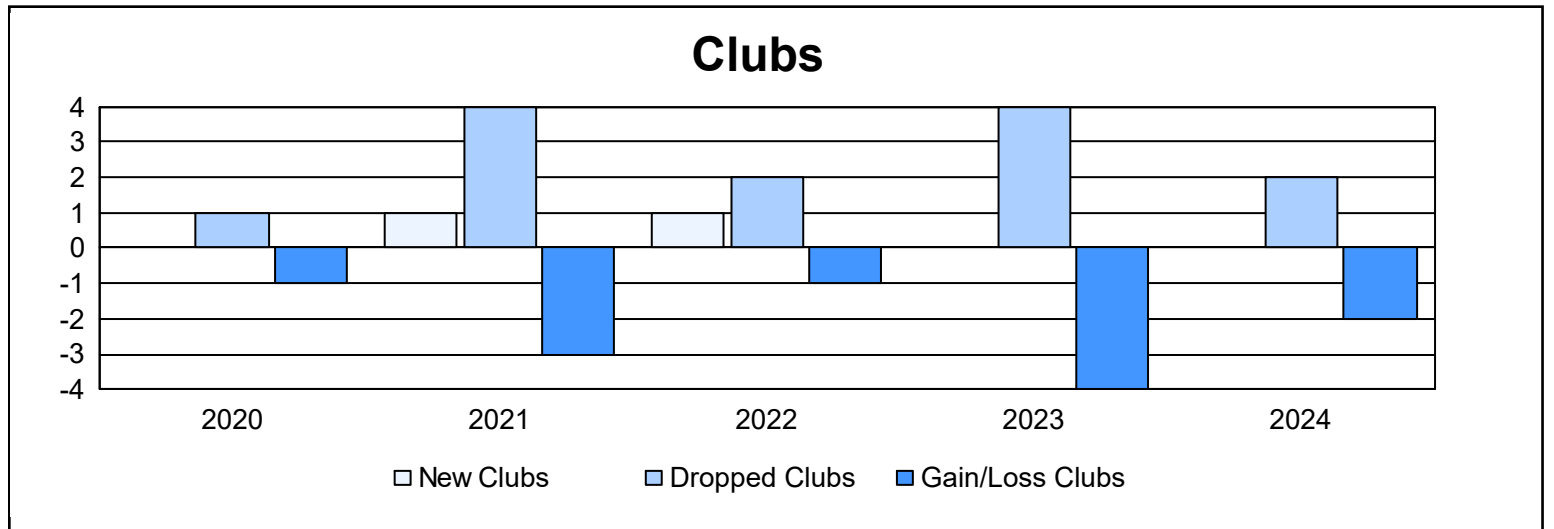
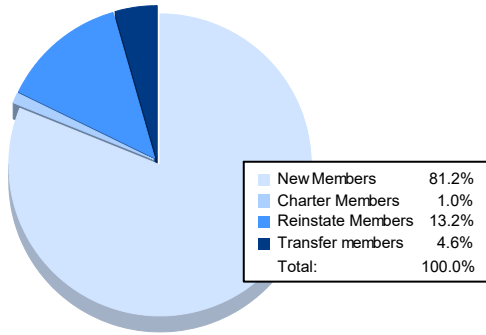


Year	New Clubs	Dropped Clubs	Gain/ Loss Clubs	New Members	Charter Members	Reinstate Members	Transfer Members	Total Member Added	Total Members Dropped	Gain/ Loss Members
2019-2020	0	1	-1	130	5	5	9	149	336	-187
2020-2021	1	4	-3	150	30	11	12	203	269	-66
2021-2022	1	2	-1	227	23	18	17	285	237	48
2022-2023	0	4	-4	202	4	4	9	219	335	-116
2023-2024	0	2	-2	160	2	26	9	197	243	-46
<b>Average</b>	<b>0</b>	<b>3</b>	<b>-2</b>	<b>174</b>	<b>13</b>	<b>13</b>	<b>11</b>	<b>211</b>	<b>284</b>	<b>-73</b>



### Membership Composition June 2024 Cumulative



### Gender Composition June 2024 Cumulative

